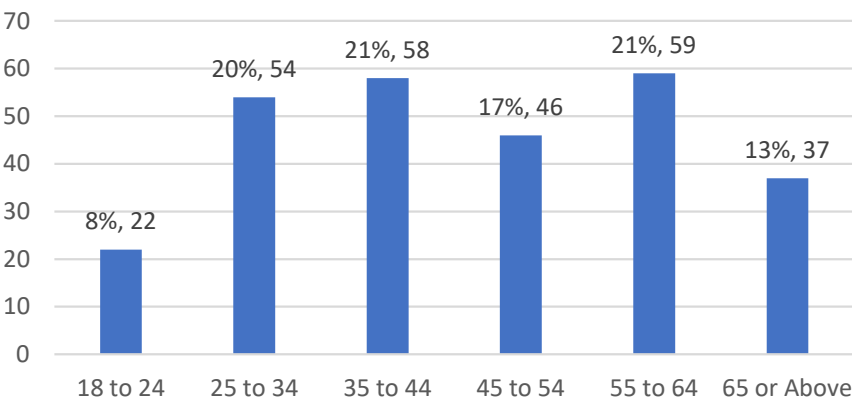


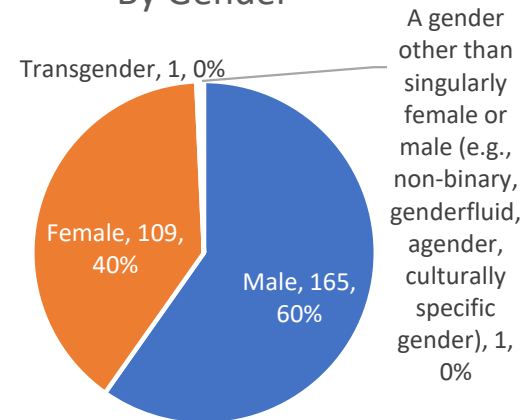
# Analysis of Homeless Households Affiliated with the City of Palo Alto, CY2022

- 276 homeless households who took a VI-SPDAT assessment during January 1, 2022 to December 31, 2022 have an affiliation with the City of Palo Alto through answering “Palo Alto” to any of the following assessment questions:
  - If employed, what city do you work in?
  - If you go to school, in which city is your school?
  - In which city do you spend most of your time?
  - Which city did you live in prior to becoming homeless?
- City of Palo Alto affiliated households (“Palo Altans”) are 4% of the total number of households who took the VI-SPDAT during this period (6,711 households)
- 154 or 56% of these households took the VI-SPDAT for the first time, a measure of homeless inflow.
- The following are demographics of Palo Altans who took the VI-SPDAT in CY2022:

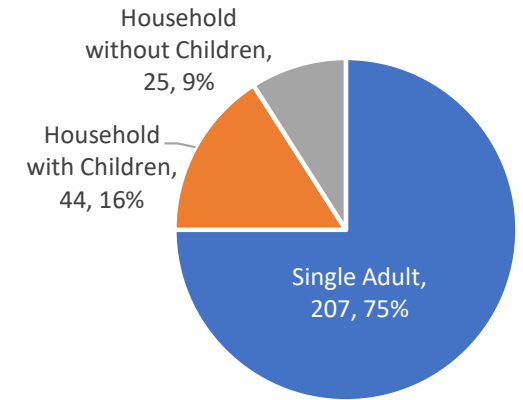
## By Age Tier



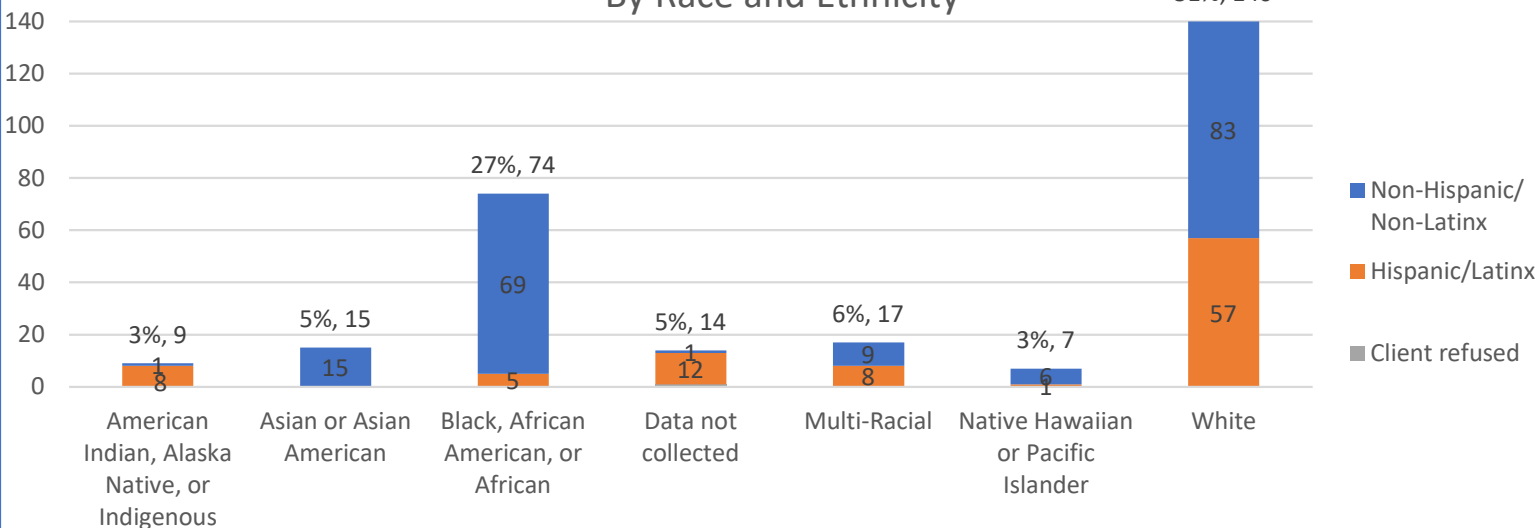
## By Gender



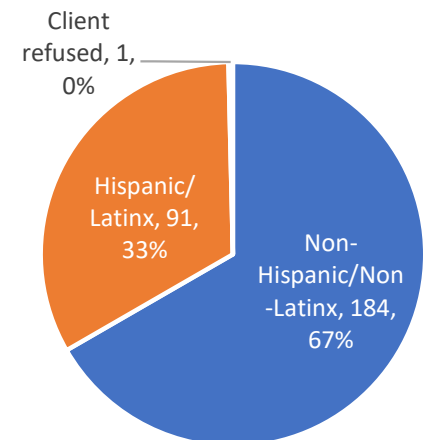
## By Household Type



## By Race and Ethnicity



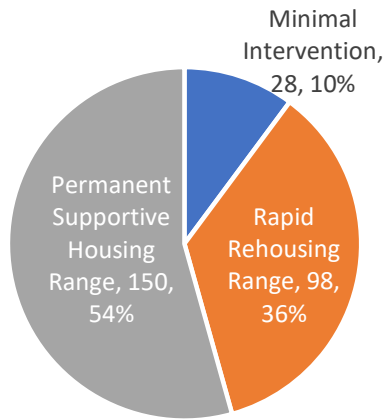
## By Ethnicity



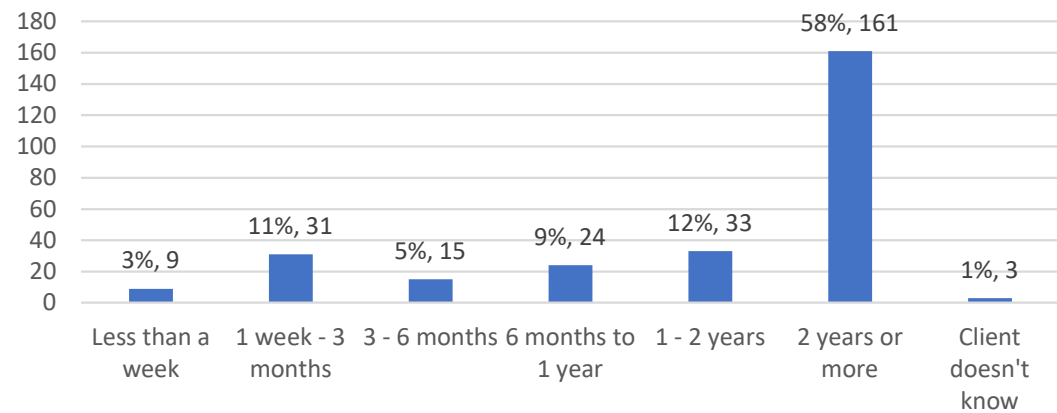
# Analysis of Homeless Households Affiliated with the City of Palo Alto, CY2022 (Cont'd)

- The following are additional characteristics of the 276 homeless Palo Altans who took the VI-SPDAT assessment during CY2022. To summarize a few observations:
  - 54% score in the Permanent Supportive Housing range of intervention and 36% score in the Rapid Rehousing range of intervention.
  - Nearly 60% report 2+ years since permanent stable housing
  - 33% report sleeping most frequently outdoors and 29% in their cars
  - 43% report a mental health condition and 32% report a substance use disorder

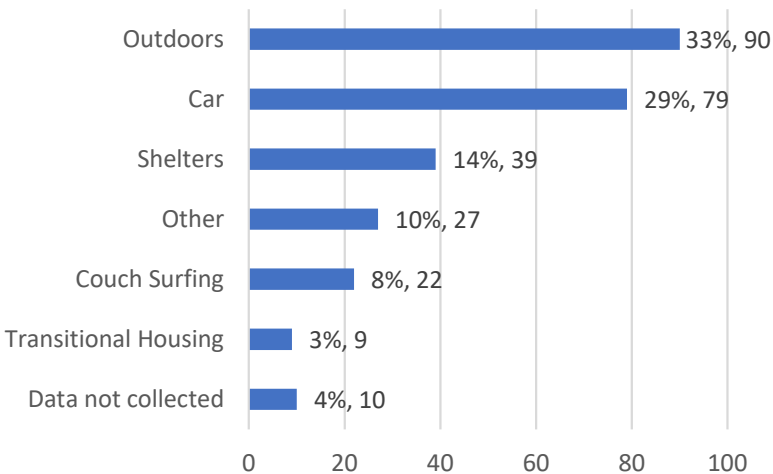
VI-SPDAT Intervention Range  
(Level of Need)



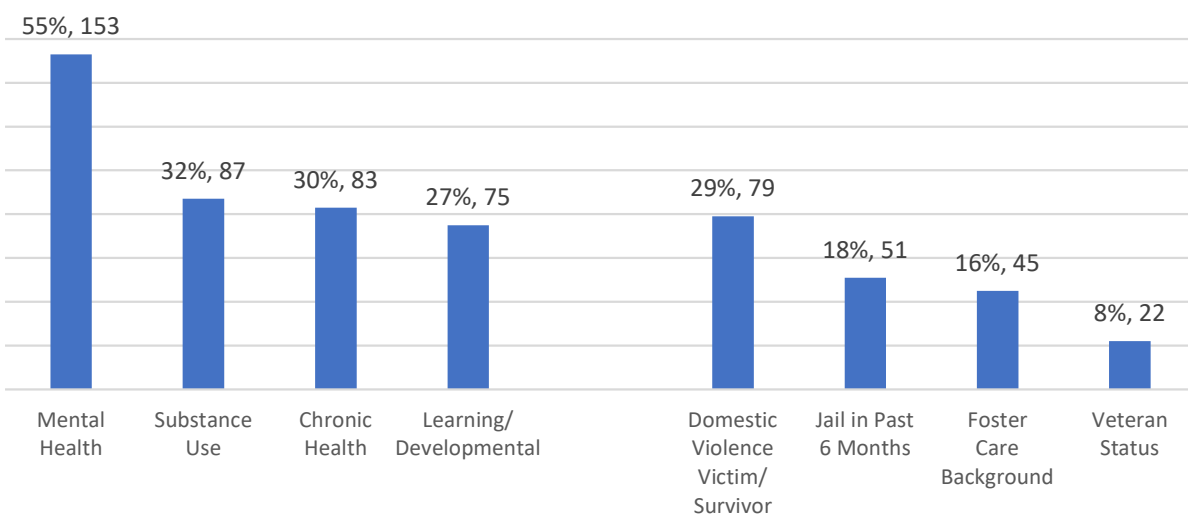
How long has it been since you lived in permanent stable housing?



Where do you sleep most frequently?



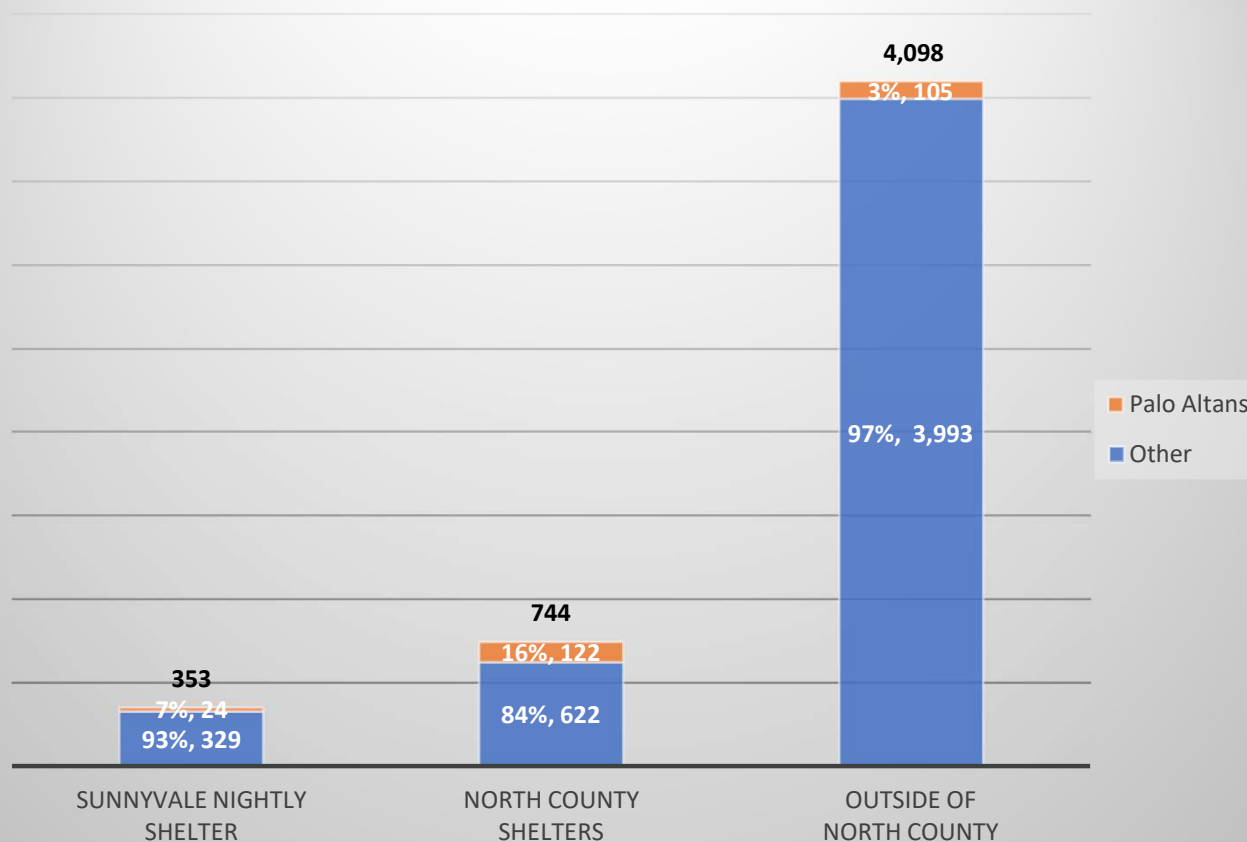
Disabilities and Other Demographics



## Enrollment of Unhoused Palo Altans in Emergency Shelters, CY2022

- 212 homeless households who were actively enrolled in emergency shelter programs during CY2022 have an affiliation with the City of Palo Alto through current/prior address, zip code of last permanent address, or answering “Palo Alto” to any of the following VI-SDPAT assessment questions:
  - If employed, what city do you work in?
  - If you go to school, in which city is your school?
  - In which city do you spend most of your time?
  - Which city did you live in prior to becoming homeless?
- City of Palo Alto affiliated households (“Palo Altans”) are 5% of the total number of households (4,585) actively enrolled in emergency shelter programs during CY2022 (excluding FEMA Isolation Hotels/Motels).
- The following chart shows the percentage of Palo Altans enrolled in:
  - Sunnyvale Nightly Shelter (7% of households)
  - North County Shelters (16% of households)
  - Non-North County Shelters (3% of households)

### Households Enrolled in Emergency Shelters, CY2022



North County Emergency Shelter programs include the following:

- Bill Wilson Center - Youth Shelter North County
- HomeFirst - Mountain View Nightly Shelter
- HomeFirst - Sunnyvale Nightly Shelter
- LifeMoves-Mountain View-ES-Families
- LifeMoves - Lifemoves-Mountain View-ES-Singles and Couples
- LifeMoves-OSC-ES-Hotel de Zink-OSH

# City of Palo Alto Results – Total Assessments and Homeless Inflow

## Homeless Inflow Trend

- Homeless inflow is defined here as the first time a client takes a VI-SPDAT assessment.
- In 2022, Palo Alto-affiliated households make up 4.6% of total homeless inflow, which is lower than CY2021.
- For homeless inflow, city affiliation is established by only VI-SPDAT assessment questions: city of work/school, city lived in prior to homelessness, and spending most of one's time in the city.

Year of First Time VI-SPDAT	Total Homeless Inflow (First Time VI-SPDAT)	Homeless Inflow with Palo Alto Affiliation	Percent with Palo Alto Affiliation
2018	5,383	169	3.1%
2019	4,757	138	2.9%
2020	3,429	139	4.1%
2021	3,165	174	5.5%
2022	3,349	154	4.6%

## Households Affiliated with the City of Palo Alto, CY2022

